

Lisney

.....
TO LET
.....

**Light Industrial/Storage
Unit Comprising 835 sq ft**

**UNIT 8E, KILROOT BUSINESS PARK,
LARNE ROAD, CARRICKFERGUS, BT38 7PR**

01

CONTACT

Andrew Gawley
028 9050 1501
agawley@lisney.com

BRIEF

- Warehouse accommodation of c. 835 sq ft
- Benefiting from new A2 dual carriageway servicing Belfast in 12 minutes
- Established distribution location



CANMOOR

.....
WWW.LISNEY.COM

LOCATION

Kilroot Business Park occupies an extensive 60 acre site in an easily accessible location on the main A6 Larne Road just outside Carrickfergus.

The Business Park is an established distribution location which benefits from the new A2 dual carriageway servicing Belfast in approx. 12 minutes.

- Benefiting from the new A2 dual carriageway servicing Belfast in 12 minutes
- Established distribution location
- High-load electrical supply direct from Kilroot Power Station
- Stand-by power generation
- Attractive landscaped environment
- Business park amenities include a café & a gym
- On site management team & 24/7 security
- Communal car parking

DESCRIPTION

A small light industrial/storage unit. The unit has concrete floors, block walls, strip lighting and roller shutter door access from a shared concrete yard and common parking/marshalling area in close proximity.

Internally there is a small office and w.c.

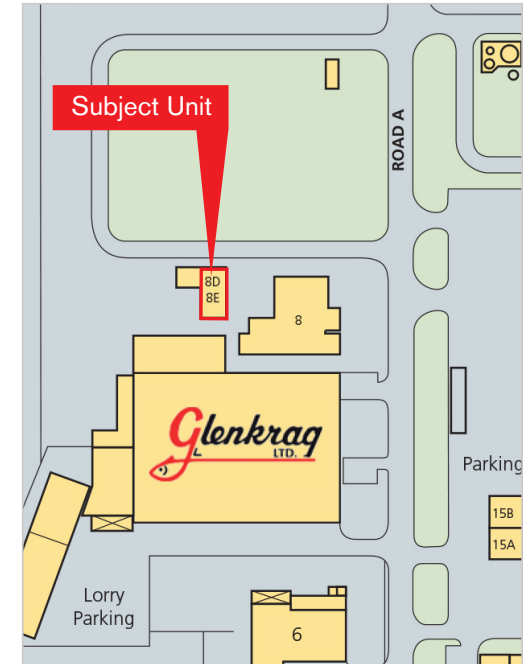
Various warehouse, storage & distribution, workshops and industrial buildings, to include new build opportunities and varying sizes of offices are all available immediately.

Please contact us for further information.

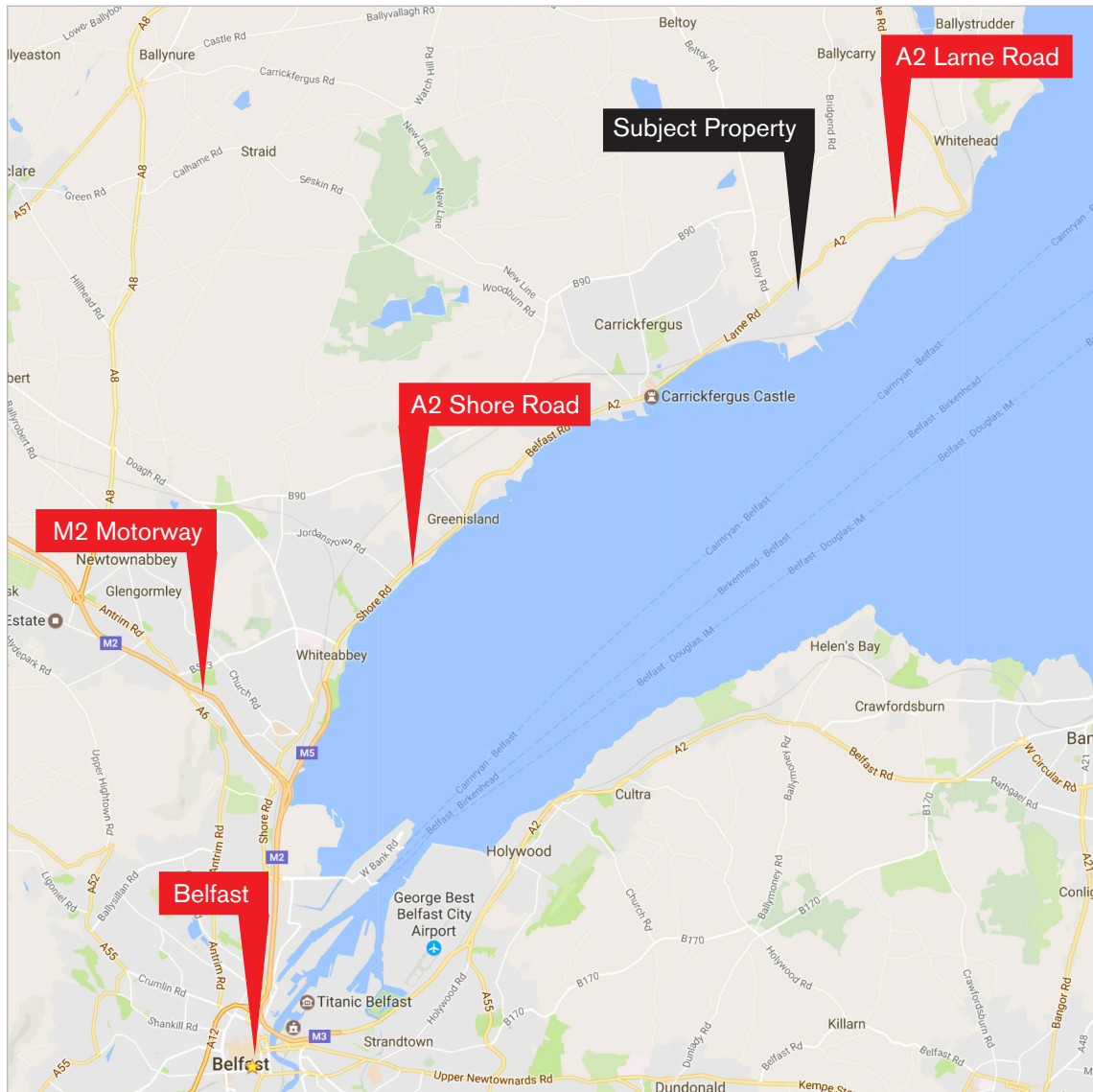


ACCOMMODATION

835 sq ft approximately.

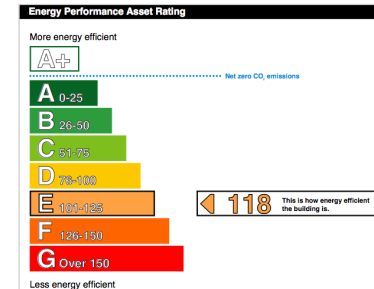


LOCATION MAP



EPC

This property has an energy efficiency rating of E118.



The full certificate can be made available upon request.

RATES

NAV - £2,100

Rates Payable estimated c. £1,260 P.A.

NB: This unit may be eligible for Small Business Rates Relief.

VAT

All prices and outgoings are exclusive of but may be liable to VAT

RENT

£4,500 exclusive per annum

TERMS

A new lease on Full Repairing and Insuring terms to incorporate Service Charges and Buildings Insurance is available.

This is currently estimated at £0.59 psf exclusive.

CONTACT

Andrew Gawley
 agawley@lisney.com
 02890 501 501

JOINT AGENT

**McConnell Chartered Surveyor
 & Property Consultants**
 028 9020 5900

The Directors of Lisney for themselves and for the vendors or lessors of this thus this property whose agents they are give notice that (i) the particulars are set out as a general outline only for the guidance of intended purchasers or lessors, and do not constitute part of, an offer or contract; (ii) all descriptions, references to condition and necessary permissions for use and occupation, and other details are given without responsibility and any intending purchasers or tenants should not rely on them as statements or representations of fact but must satisfy themselves by inspection or otherwise as to the correctness of each of them; (iii) no person in the employment of the Directors of Lisney has any authority to make or give any representation or warranty whatever in relation to the property.